



Phase 1

Units from 23,255 – 26,388 sq ft, featuring (secure) yards and generous car parking provision.

Completion – Q4 2023.







-  Floor to ceiling windows
-  Impressive arrival experience

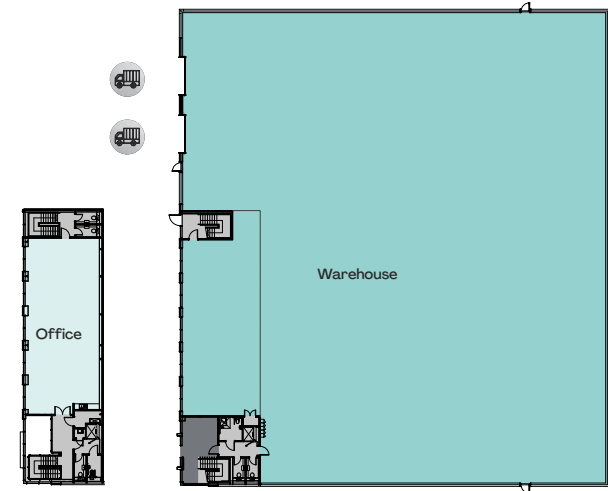
Key

-  Warehouse
 -  Office
 -  Reception
 -  Core
 -  Electric loading doors
-  Site plan not to scale. For indicative purposes only.

NQ 2







Floor	sqft	sqm
First floor office	2,065	192
Warehouse	24,323	2,260
TOTAL GIA	26,388	2,452

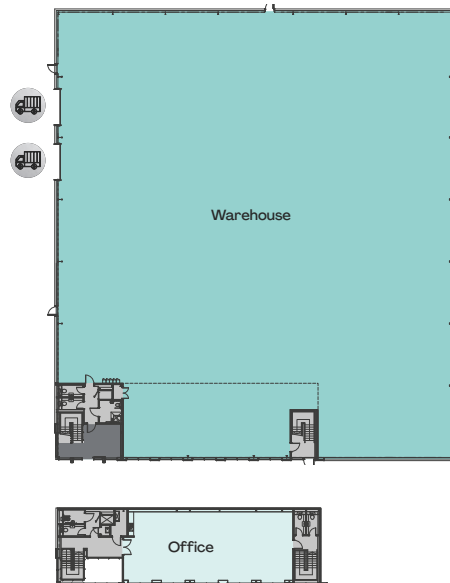
-  10m eaves height
-  Cat A first floor offices
-  70kN floor loading
-  25 car parking spaces (+4 disabled)
-  2 electric loading doors
-  30m yard



NQ 1

Floor	sqft	sqm
First floor office	2,065	192
Warehouse	23,620	2,194
TOTAL GIA	25,685	2,386

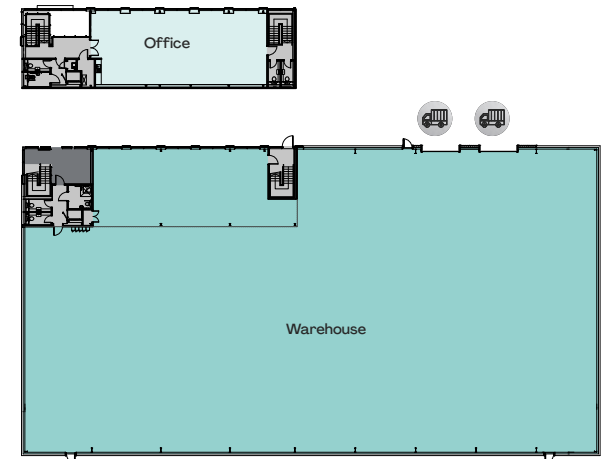
-  10m eaves height
-  Cat A first floor offices
-  70kN floor loading
-  26 car parking spaces (+2 disabled)
-  2 electric loading doors
-  32.5m yard



NQ 3

Floor	sqft	sqm
First floor office	2,065	192
Warehouse	21,190	1,968
TOTAL GIA	23,255	2,160

-  10m eaves height
-  Cat A first floor offices
-  70kN floor loading
-  22 car parking spaces (+2 disabled)
-  2 electric loading doors
-  34m secure yard



Phase 2

Units from 6,880 – 22,975 sq ft, featuring generous yards and car parking provision.

Completion – Q3 2024.

Key

- Warehouse
 - Office
 - Reception
 - Core
 - Potential lift (by tenant)
 - Electric loading doors
- Site plan not to scale. For indicative purposes only.

NQ 4 & 5

NQ 4 – Floor	sqft	sqm
First floor office	1,115	104
Warehouse	5,765	536
TOTAL GIA	6,880	640

NQ 5 – Floor	sqft	sqm
First floor office	1,115	104
Warehouse	6,100	567
TOTAL GIA	7,215	671



8m eaves height



Cat A first floor offices



60kN floor loading



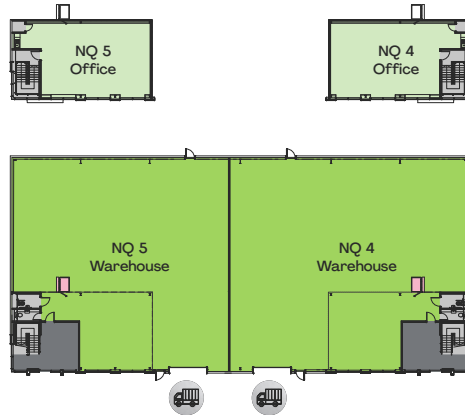
5 car parking spaces (+1 disabled)



1 electric loading doors



12m yard



NQ 6

Floor	sqft	sqm
First floor office	1,760	164
Warehouse	11,785	1,095
TOTAL GIA	13,545	1,259



8m eaves height



Cat A first floor offices



60kN floor loading



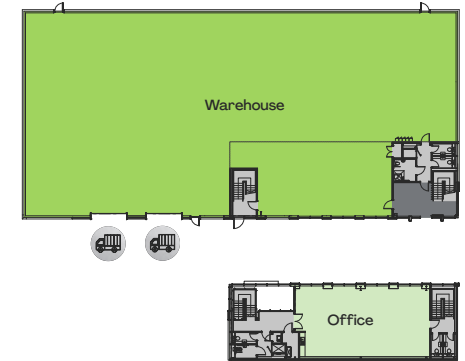
20 car parking spaces (+2 disabled)



2 electric loading doors



18m yard



NQ 7 & 8

NQ 7 – Floor	sqft	sqm
First floor office	1,740	162
Warehouse	21,235	1,973
TOTAL GIA	22,975	2,135

NQ 8 – Floor	sqft	sqm
First floor office	1,715	159
Warehouse	21,050	1,956
TOTAL GIA	22,765	2,115



10m eaves height



Cat A first floor offices



70kN floor loading



24 car parking spaces (+4 disabled)



2 electric loading doors



36.8m yard

